

## Zip Aquapoint III™

## Water heaters

Unvented, single or multiple outlets  
5.0 litre, 10.0 litre, 15.0 litre

|                   | Model  | Capacity   | Dimensions (mm) |     |     | Weight (kg) |      |
|-------------------|--------|------------|-----------------|-----|-----|-------------|------|
|                   |        |            | H               | W   | D   | Empty       | Full |
| Zip Aquapoint III | AP3/05 | 5.0 litre  | 376             | 256 | 260 | 6.7         | 12.7 |
| Zip Aquapoint III | AP3/10 | 10.0 litre | 480             | 350 | 265 | 8.5         | 18.5 |
| Zip Aquapoint III | AP3/15 | 15.0 litre | 480             | 350 | 310 | 9.8         | 24.8 |

- Unvented, multipoint water heater
- Hot water storage tank of 1.8mm thick glass enamelled steel tested to 12 bar. 2.0 kW heating element
- Fitted with a sacrificial anode. Adjustable thermostat with a range up to 75°C
- Fitted with frost protection
- Resettable over temperature safety cut out
- Factory fitted pressure and temperature relief valve
- Element 'ON' neon indicator
- High density CFC-free polyurethane foam insulation
- Corrosion resistant white plastic case
- BSP water connections
- Supplied with installation kit

Capacity  
5 litres, 10 litres, 15 litres

Rating  
2.0 kW

Heating element  
Embedded rod type

Thermostat  
Capillary type adjustable up to 7°C to 75°C

Water tank  
1.8mm glass enamelled, steel tested to 12 bar, with a working pressure of 3.5-4 bar

**Case**  
High impact and corrosion resistant white plastic

**Insulation**  
High density, CFC-free polyurethane foam

**Safety features**  
a) manually resettable thermal cutout set to 85°C +/- 3°C  
b) expansion relief valve (supplied) set at 6 bar  
c) protected against frost whilst power is on  
d) sacrificial anode for added protection against corrosion for element and tank – must be checked regularly (6 months) and replaced where necessary as gradual erosion will occur. In extreme cases local water conditions can cause rapid erosion of the anode resulting in particles being deposited as a residue

The Aquapoint should not be used where water quality is critical

**Approvals**  
WRAS approved and CE endorsed

**Warranty**  
12 months

### Installation

#### Location

The water heaters should be installed on the floor, provided connections are at the top

All models can supply one outlet or multiple outlets with no special taps required

When deciding the final location of the heater, consideration should be given to the safe and visible disposal of any water resulting from leaks or seepage. This is particularly relevant when the heater is located in a roof space, cupboard or any concealed location

#### Plumbing

Water connections 15mm BSP

Minimum recommended water pressure 1 bar

Pressure relief valve set at 6 bar

Pressure and temperature relief valve, where fitted requires plumbing to waste in accordance with water byelaws

#### Electrical

To be wired to a double pole fused spur, minimum break rating 13 amps

Installation must comply with current IEE regulations

#### Caution

Variable temperature water heaters should be set only in strict compliance with regulations governing the temperature of stored and dispensed hot water

### Typical installation

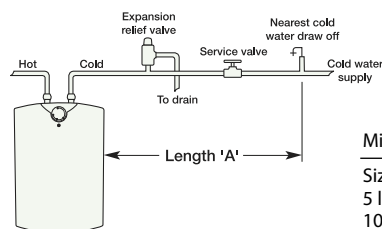


Diagram 1.  
Inlet pressure less than 4 bar and expanded hot water can be accommodated in the pipe work

Minimum length of pipe – Length 'A'

| Size      | 15mm pipe   | 22mm pipe  |
|-----------|-------------|------------|
| 5 litres  | 1.2m (4ft)  | 0.6m (2ft) |
| 10 litres | 2.7m (9ft)  | 1.2m (4ft) |
| 15 litres | 4.2m (14ft) | 1.8m (6ft) |

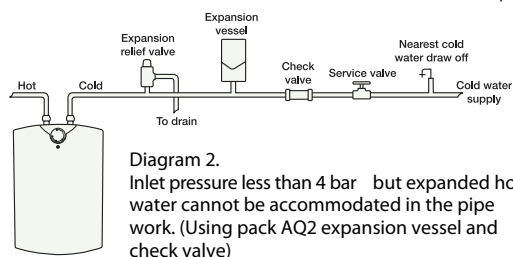


Diagram 2.  
Inlet pressure less than 4 bar but expanded hot water cannot be accommodated in the pipe work. (Using pack AQ2 expansion vessel and check valve)

### Performance

| Model  | Heat up time (15° to 65°C) | Re-heat time (70% vol.) |
|--------|----------------------------|-------------------------|
| AP3/05 | 11 mins                    | 7 mins                  |
| AP3/10 | 18 mins                    | 12 mins                 |
| AP3/15 | 32 mins                    | 18 mins                 |

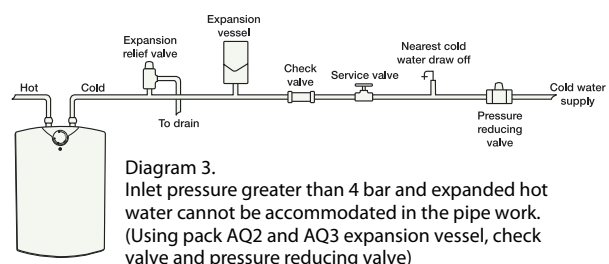


Diagram 3.  
Inlet pressure greater than 4 bar and expanded hot water cannot be accommodated in the pipe work. (Using pack AQ2 and AQ3 expansion vessel, check valve and pressure reducing valve)